

ART



Fun & Creative Activities
for Budding Artists

Book

6

Contents

Drawing & Colouring

Brinjal (water colour).....	05
Beautiful evening (Sketch Pen).....	07
Learn To Draw	11
Landscape (Crayons Magic)	15
Butterfly	19
Apple (water colour)	21
Scenery (Pencil Colours).....	25

Activities

Apple & Grapes (Paper Collage).....	08
Flower (Paper Collage)	09
Thumb - Impression	16
Autumn - Tree (Activity).....	17
Apple (Tooth brush Painting).....	26
Leaf Painting.....	27
Yacht (Blow Air Technique).....	28

Patterns

Decorative Patterns	12
---------------------------	----

Drawing & Pencil Shading

Line Forms & Shading Effects	03
Shapes (Pencil Shading).....	04
Objects Drawing.....	06
Sport Items (Pencil Shading)	13
Eyes (Pencil Shading)	14
Hands & Feets (Pencil Shading)....	22
The Kettle (Pencil Shading).....	23
House Hold Things	29
Still Life (Pencil Shading).....	30

Lab

Flask.....	10
Bunsen Burner.....	18
Beaker.....	24
Test-tube & Flask with Stand....	31


Grid

Grapes (View Finder)	20
Allama Iqbal.....	32



Line Forms / Shading Effects

There are given some different types of lines. These are the basic lines in drawing and there are some different types of shadings. These are used too give depth according to the requirement of your picture. Observe these and practise on a sheet.




03

Teacher Remarks: Fair Good Excellent


Brinjal (Water Colour)




Brinjal is called the king of the vegetables. To draw and colour the brinjal step by step. Observe the given picture carefully and then start colouring the blank picture of brinjal given below.



Step 1



Step 2



Step 3



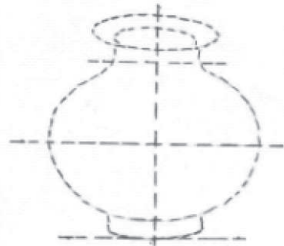
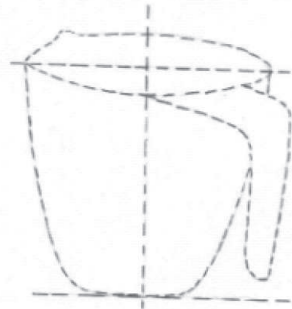

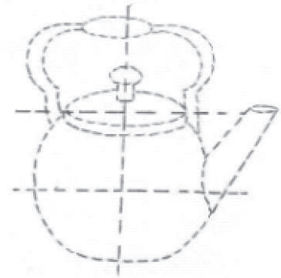
05

Teacher Remarks: Fair Good Excellent



Object Drawing (Pencil Shading)

Observe the shape of the objects carefully and draw all the objects on the dotted lines with the help of outlines. Also keep in mind to shade all the objects.





06

Teacher Remarks: Fair Good Excellent



Apple & Grapes (Paper collage Activity)

This fruits composition presented in this manner is called paper collage. To draw the composition of your imagination, tear out some papers from old magazines then paste them on your drawn objects. Using the method of paper collage, complete this given picture of fruits.



08

Teacher Remarks: Fair Good Excellent



Hands & Feet (Pencil Shading)

Hand and Feet are the most important part of human body. Our hands do so much for us. Our feet helps us to move from one place to another. Observe them carefully and try to make them in your drawing book. Shades can be given by 2B and 4B pencils.

